


## SUSPENSIONS

### Introduction to **Type 06**

#### Double Suspended Fixed Rail


- Aesthetically pleasing installation
- Stable installation
- Great for larger diameters

Click or Scan



Animation

Click or Scan






Drawings





The H-rail, so named because it looks like a H in the cross section, is made out of anodized aluminum, making it an excellent choice for corrosive environments.

# Example of duct system configuration




## Elbows

We provide custom elbows in any degree and size.



## Reductions

Concentric and eccentric reducers are available.



## Branches

Concentric and eccentric branch take-offs are available.

# H-RAIL for Type 06

When assembling an H-rail system the pieces of H-rail are joined together by using a metal connector that is fastened to each rail using set screws. The duct will have sliders or a bulb edge to slide into the H-rail at the appropriate locations for both single and double H-rail configurations. The rails are bent to the exact angle that is needed to suit the elbows in your FabricAir duct system.

