


## SUSPENSIONS

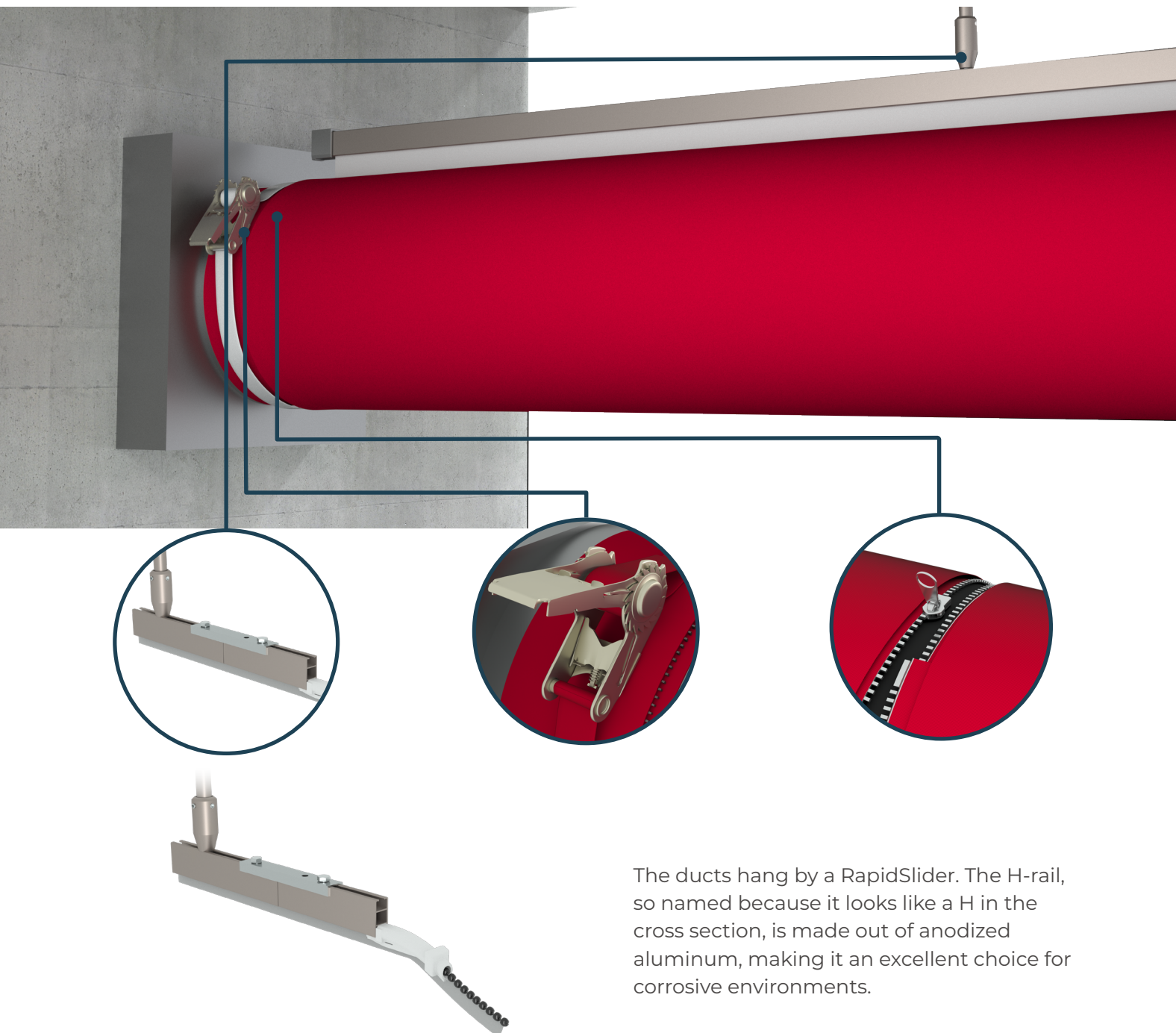
### Introduction to **Type 07** Single Suspended Fixed H-Rail

- Aesthetically pleasing installation
- Stable installation
- Great for larger diameters with retention system

Click or Scan

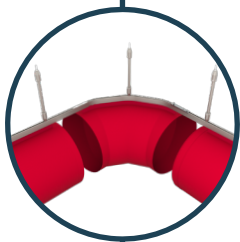
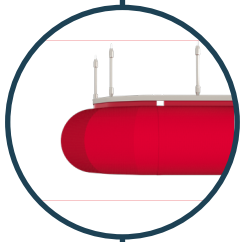
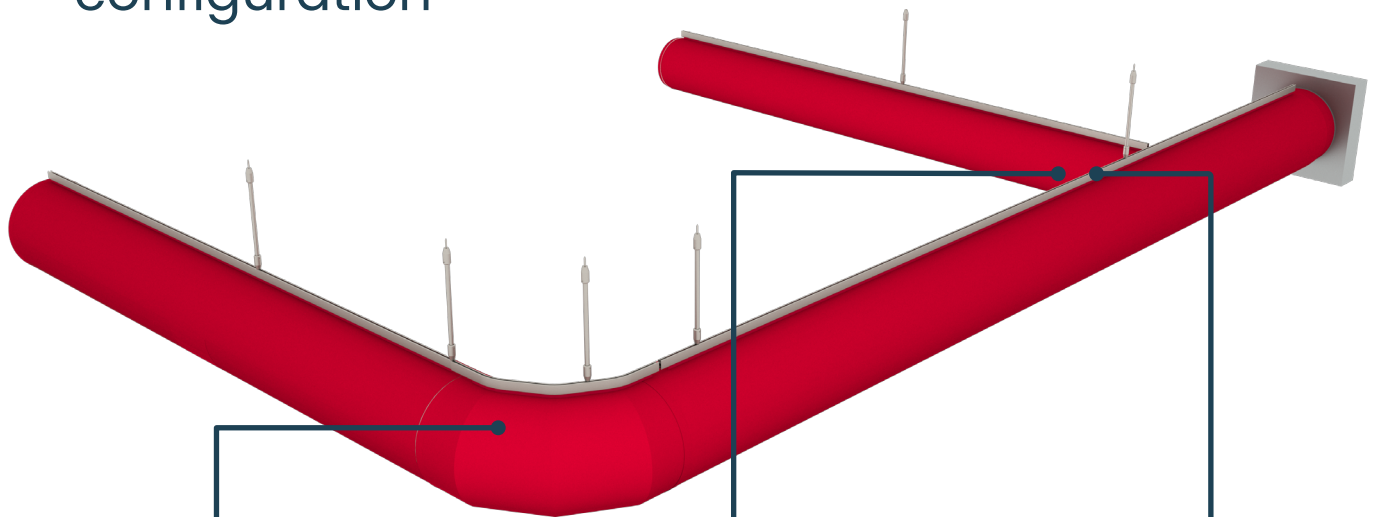


Click or Scan





The ducts hang by a RapidSlider. The H-rail, so named because it looks like a H in the cross section, is made out of anodized aluminum, making it an excellent choice for corrosive environments.

# Example of duct system configuration



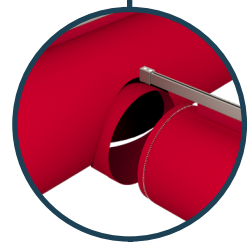


## Elbows

We provide custom elbows in any degree and size.



## Reductions

Concentric and eccentric reducers are available.



## Branches

Concentric and eccentric branch take-offs are available.

Options available for **Type 07**

# H-RAIL for Type 07

When assembling an H-rail system the pieces of H-rail are joined together by using a metal connector that is fastened to each rail using set screws. The duct will have RapidSlider and a special feeder or a bulb edge to slide into the H-rail at the appropriate locations for both single and double H-rail configurations. The rails are bent to the exact angle that is needed to suit the elbows in your FabricAir duct system.

