


## SUSPENSIONS


### Introduction to **Type 03** Single T-Rail Flush Mount

- Quick and easy installation for regular ceilings
- Easy removal for frequently washed applications
- Inexpensive
- Shortest distance between ceiling and duct

Click or Scan


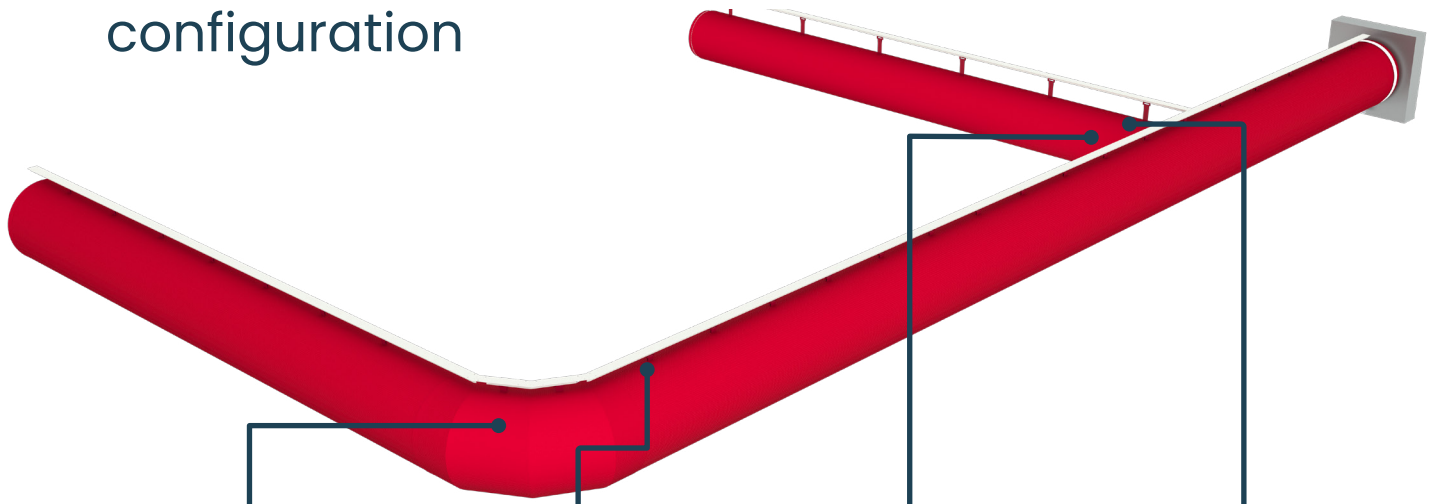


Click or Scan




T-Rail attached directly to any type of flat ceiling. Type 03 provides closest distance between top of duct and ceiling.

# Example of duct system configuration



## Elbows

We provide custom elbows in any degree and size.






## Shape Retention

Our ducts come with your selected Shape Retention solution: All-in-One or Internal 360° Hoops. The 360° hoops are hidden inside the duct whereas All-in-One 180° hoops are sewn on the exterior. Shape retaining hardware is removable for laundering.



## Reductions

Concentric and eccentric reducers are available.




## Branches

Concentric and eccentric branch take-offs are available.

Options available for **Type 03**

# T-RAIL for Type 03

Type 03 used to mount where ceilings are close to floor. T-rail is produced in 2 meter sections using an extrusion process and then anodized, making it an excellent choice for corrosive environments. The duct will have sliders, or a bulb edge, to slide the channel in the T-rail at the appropriate locations for both single and double T-rail configurations.



[fabricair.com/contacts](https://fabricair.com/contacts)

All rights reserved to FabricAir®, 2022. The latest version can be downloaded from [fabricair.com](https://fabricair.com). We are not responsible for printing errors.

FA-IG-T03-220524

