


SUSPENSIONS

Introduction to **Type 06**

Double Suspended Fixed Rail


- Aesthetically pleasing installation
- Stable installation
- Great for larger diameters

Click or Scan



Animation

Click or Scan






Drawings




The H-rail, so named because it looks like a H in the cross section, is made out of anodized aluminum, making it an excellent choice for corrosive environments.

Example of duct system configuration





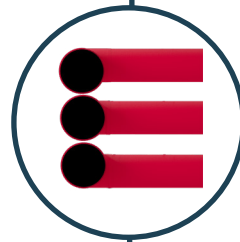
Elbows

We provide custom elbows in any degree and size.



Reductions

Concentric and eccentric reducers are available.

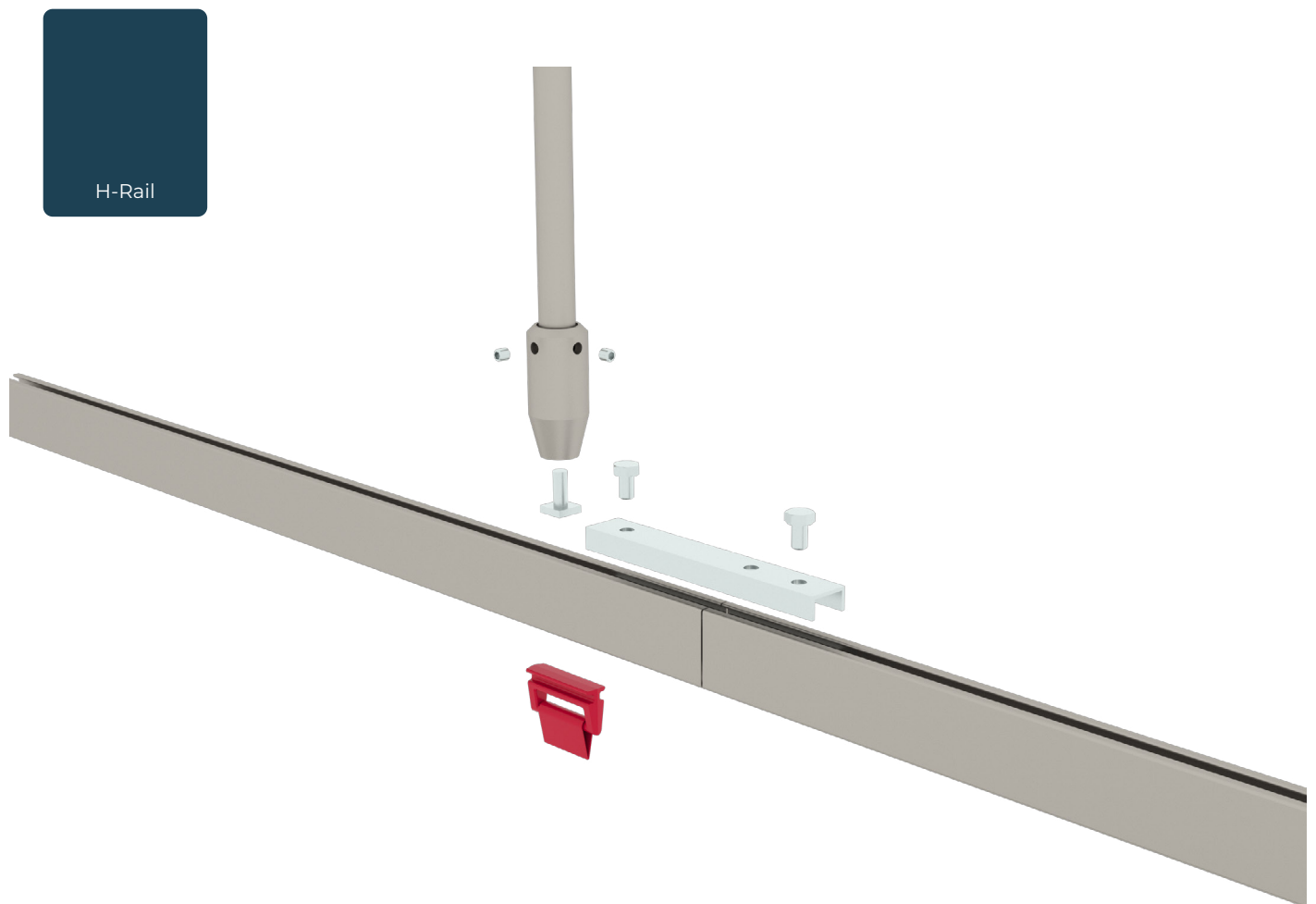


Branches

Concentric and eccentric branch take-offs are available.

H-RAIL for Type 06

When assembling an H-rail system the pieces of H-rail are joined together by using a metal connector that is fastened to each rail using set screws. The duct will have sliders or a bulb edge to slide into the H-rail at the appropriate locations for both single and double H-rail configurations. The rails are bent to the exact angle that is needed to suit the elbows in your FabricAir duct system.



fabricair.com/contacts

All rights reserved to FabricAir®, 2022. The latest version can be downloaded from fabricair.com. We are not responsible for printing errors.

FA-IG-T06-220303

smart air
solutions.