


SUSPENSIONS

Introduction to **Type 13**



Double Suspended Fixed Rail with Cable Drops

- Aesthetically pleasing installation
- Stable installation
- Great for frequent wash applications
- Flexible in high ceiling heights

Click or Scan



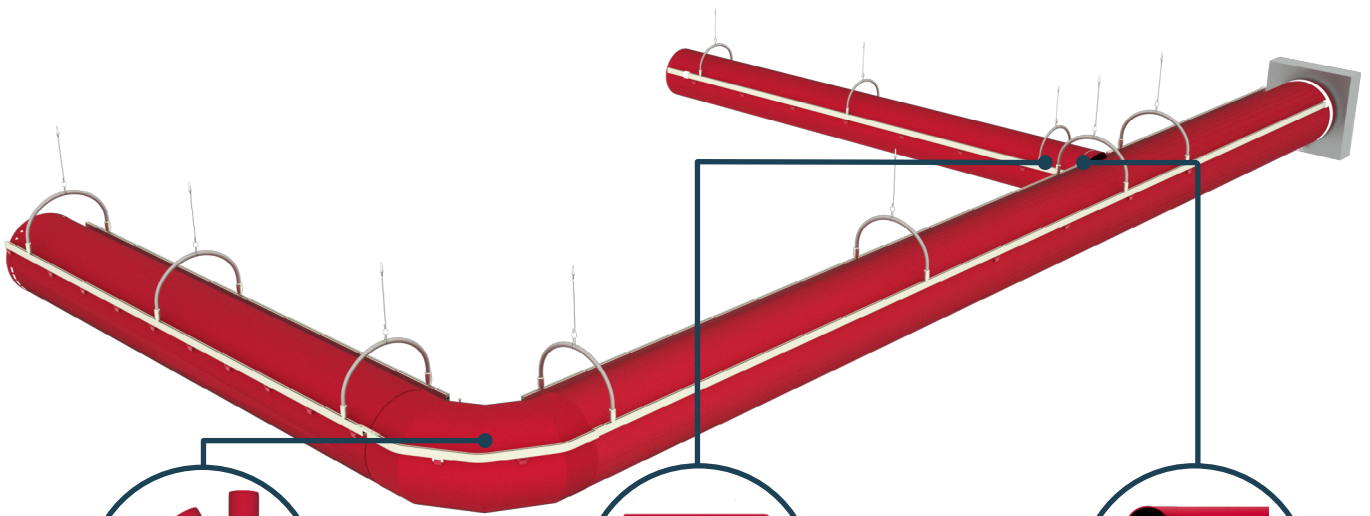


Click or Scan




Ducts are hung with Adjustable Cable Drops. The H-rail, so named because it looks like a H in the cross section, is made out of anodized aluminum, making it an excellent choice for corrosive environments.

Example of duct system configuration





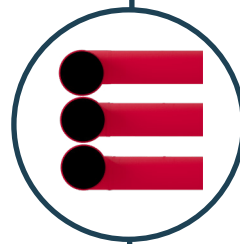
Elbows

We provide custom elbows in any degree and size.



Reductions

Concentric and eccentric reducers are available.


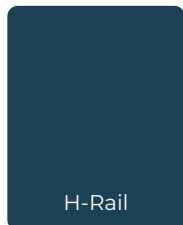


Branches

Concentric and eccentric branch take-offs are available.


H-RAIL for Type 13

When assembling an H-rail system the pieces of H-rail are joined together by using a metal connector that is fastened to each rail using set screws. The duct will have sliders or a bulb edge to slide into the H-rail at the appropriate locations for both single and double H-rail configurations. The rails are bent to the exact angle that is needed to suit the elbows in your FabricAir duct system.




No tools are necessary with the adjustable cable locks. Simply press the locking mechanism down and adjust.

Adjustable Cable Lock for SS suspension selection



Adjustable Cable Lock for GV suspension selection



fabricair.com/contacts

All rights reserved to FabricAir®, 2022. The latest version can be downloaded from fabricair.com. We are not responsible for printing errors.

FA-IG-T13-220303

