

Textilní zkušební ústav, s.p.  
 Václavská 237/6, 603 00 Brno, Česká republika  
 (Textile Testing Institute)

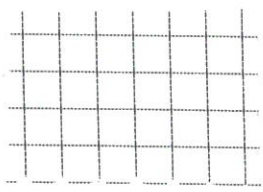
**TESTING LABORATORY NO. 1001**  
 accredited according to EN ISO/IEC 17025:2005 by the Czech Accreditation Institute

# TEST REPORT

**AZL 19/ 0113-02a**

**CUSTOMER:** FabricAir A/S  
 Islandsvej 3  
 4681 Herfølge  
 Denmark

**SAMPLE:** Lite 15 (with antibacterial treatment)  
 (according to the customer order) Lite 20 (with antibacterial treatment)  
 Reference sample without antibacterial treatment  
 Colour: white  
 Fibre composition: 100 % polyester



**SUBJECT OF ASSESSMENT:** Antibacterial activity assessment of textile materials

**CONDITIONS OF APPLICATION OF THE TEST REPORT:** Test Report contains result of the tests related to the submitted sample only. Sampling has been done by customer. The Report may not be reproduced in the way other than as a complete set. Reproduction of certain parts of the Report is subject to approval of the test laboratory, which has issued it. All information about subcontracted tests results or unaccredited test methods is presented in text part of the test report.

**PREPARED BY:** H. Polášková  
**CHECKED BY:** J. Kneysová  
**NUMBER OF PAGES:** 3


**DATE OF ACCEPTANCE:**  
 23.1.2019

**DATE OF EXAMINATION:**  
 11.2. – 15.2.2019

**DATE OF ISSUE:**  
 20.2.2019



+420 543 426 720  
 +420 543 426 742  
<http://www.tzu.cz>  
 azl@tzu.cz



Textilní zkušební ústav, s.p.

AZL 19/ 0113-02a

page 2

### PROCEDURE OF ASSESSMENT:

***Antibacterial Finishes on Textile Materials: Assessment of***  
was determined according to AATCC Test Method 100.

Used bacteria (cultures delivered from National institute of public health and Czech collection of Microorganisms):

CNCTC 6120	<i>Klebsiella pneumoniae</i>
CCM 4516	<i>Staphylococcus aureus</i>

### Conditions of assessment:

- mass of samples:  $(2,0 \pm 0,2)$  g
- number of samples for each used germ: 6 untreated references, 6 treated samples
- sterilization of test samples: dry heat sterilization (105 °C, 3 h)
- concentration of testing inoculum: *K. pneumoniae*  $1,1 \cdot 10^5$  CFU/ml,  
*S. aureus*  $1,6 \cdot 10^5$  CFU/ml
- shake-out medium: tryptone
- dilution medium: tryptone
- influence time of microorganisms on test specimens: 24 h
- temperature in incubator:  $(37 \pm 2)$  °C
- agar: Plate count agar (PCA)
- incubation time of Petri dishes: 24 - 48 h

### Results:

Result is percent reduction of bacteria calculated by following formula:

$$R = (D-A)/D \cdot 100, \quad D = (B+C)/2$$

where


R ... % reduction

A ... arithmetic average of three numbers of bacteria recovered from the inoculated treated test specimen incubated over desired contact period (24 h)

B ... arithmetic average of three numbers of bacteria recovered from the inoculated treated test specimen immediately after inoculation (0 h)

C ... arithmetic average of three numbers of bacteria recovered from the inoculated untreated test specimen immediately after inoculation (0 h)





Textilní zkušební ústav, s.p.

AZL 19/ 0113-02a

page 3

TEST RESULTS:

<b>Lite 15 (with antibacterial treatment)</b> Colour: white Fibre composition: 100 % polyester			
Test Bacteria	Test method	Bacterial reduction R (%)	Standard deviation (%)
<i>Klebsiella pneumoniae</i> CNCTC 6120	AATCC 100	> 99,93	0,01
<i>Staphylococcus aureus</i> CCM 4516		> 99,94	0,01

<b>Lite 20 (with antibacterial treatment)</b> Colour: white Fibre composition: 100 % polyester			
Test Bacteria	Test method	Bacterial reduction R (%)	Standard deviation (%)
<i>Klebsiella pneumoniae</i> CNCTC 6120	AATCC 100	> 99,93	0,01
<i>Staphylococcus aureus</i> CCM 4516		> 99,94	0,01

  
Petr Nasadil  
Head of Testing Laboratory

