


SUSPENSIONS

Introduction to **Type 06 HE**

Double Suspended Fixed H-Rail For Harsh Environments

- Perfect for harsh environments
- Stable installation
- Great for larger diameters
- Plastic sliders or RapidSlider are used to fix the duct to the H-rail

Click or Scan

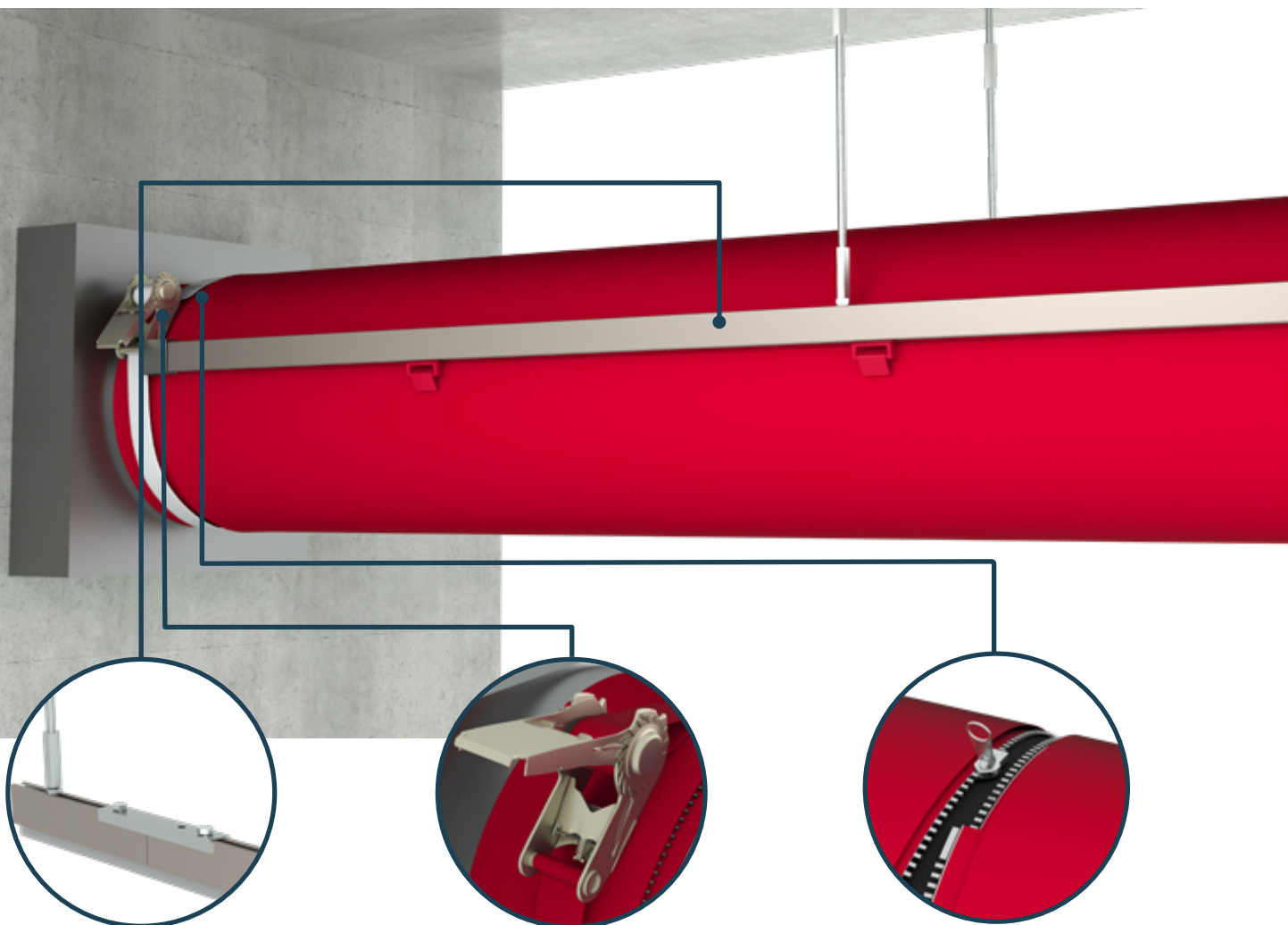


Animation

Click or Scan


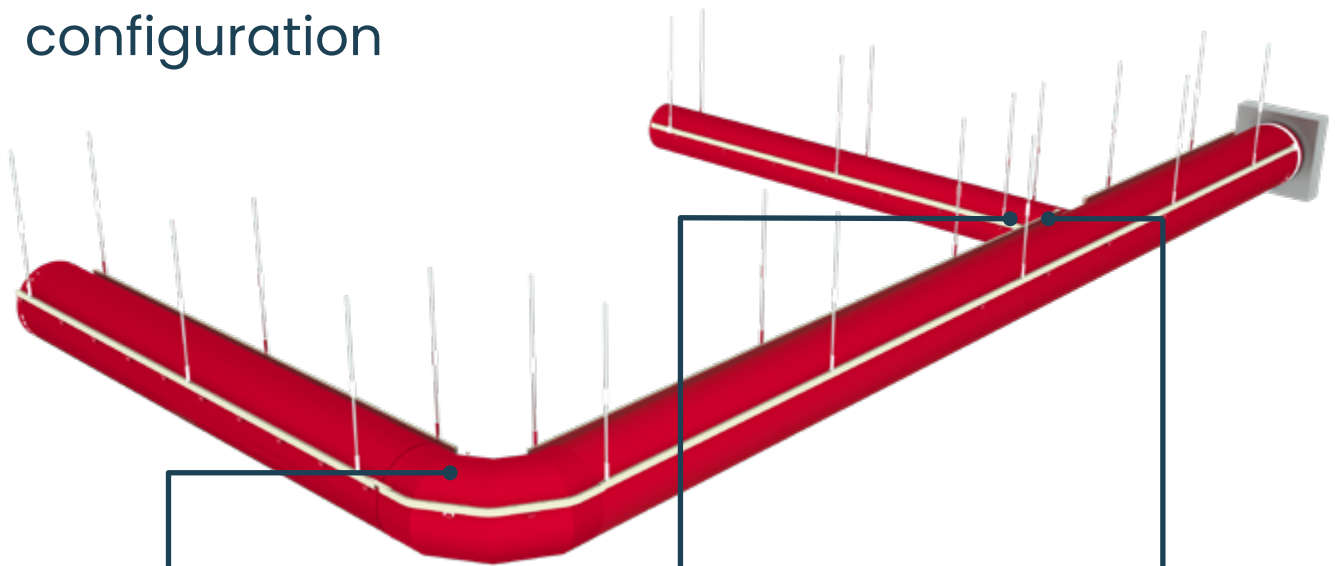


Drawings





The H-rail, so named because it looks like an H in the cross section, is made of anodized aluminium. All the load bearing elements in the HE suspension system are hot-dip galvanized (HDG) ensuring a high level of protection against corrosion.

Example of duct system configuration






Elbows

We provide custom elbows in any degree and size.



Reductions

Concentric and eccentric reducers are available.




Branches

Concentric and eccentric branch take-offs are available.

H-RAIL for Type 06 HE

While assembling the suspension system, the hot-dip galvanized (HDG) M8 threaded rods ensure strong, fast and practical installation. The HDG threaded rods come in 2 m (6'5" ft) length. If the drop between ceiling and H-rail is longer than 2 m (6'5" ft), it can be easily extended by joining two HDG threaded rods together by a HDG coupling nut. The HDG M8 rod is connected to H-rail using a HDG bolt, which can easily slide over the H-rail and be fastened at required position using HDG nut and washer. The suspension rails are extended by joining two H-rails together by a HDG connector with set screws. The duct will have plastic sliders or RapidSlider with special feeder to slide into the H-rail at the appropriate locations for both single and double H-rail configurations. The H-rails are bent to the exact angle that is needed to suit the elbows in your FabricAir duct system.

Plastic sliders



RapidSlider

