


SUSPENSIONS

Introduction to **Type 07**

Single Suspended Fixed H-Rail


- Aesthetically pleasing installation
- Stable installation
- Great for larger diameters with retention system
- RapidSlider is used to fix the duct to the H-rail

Click or Scan

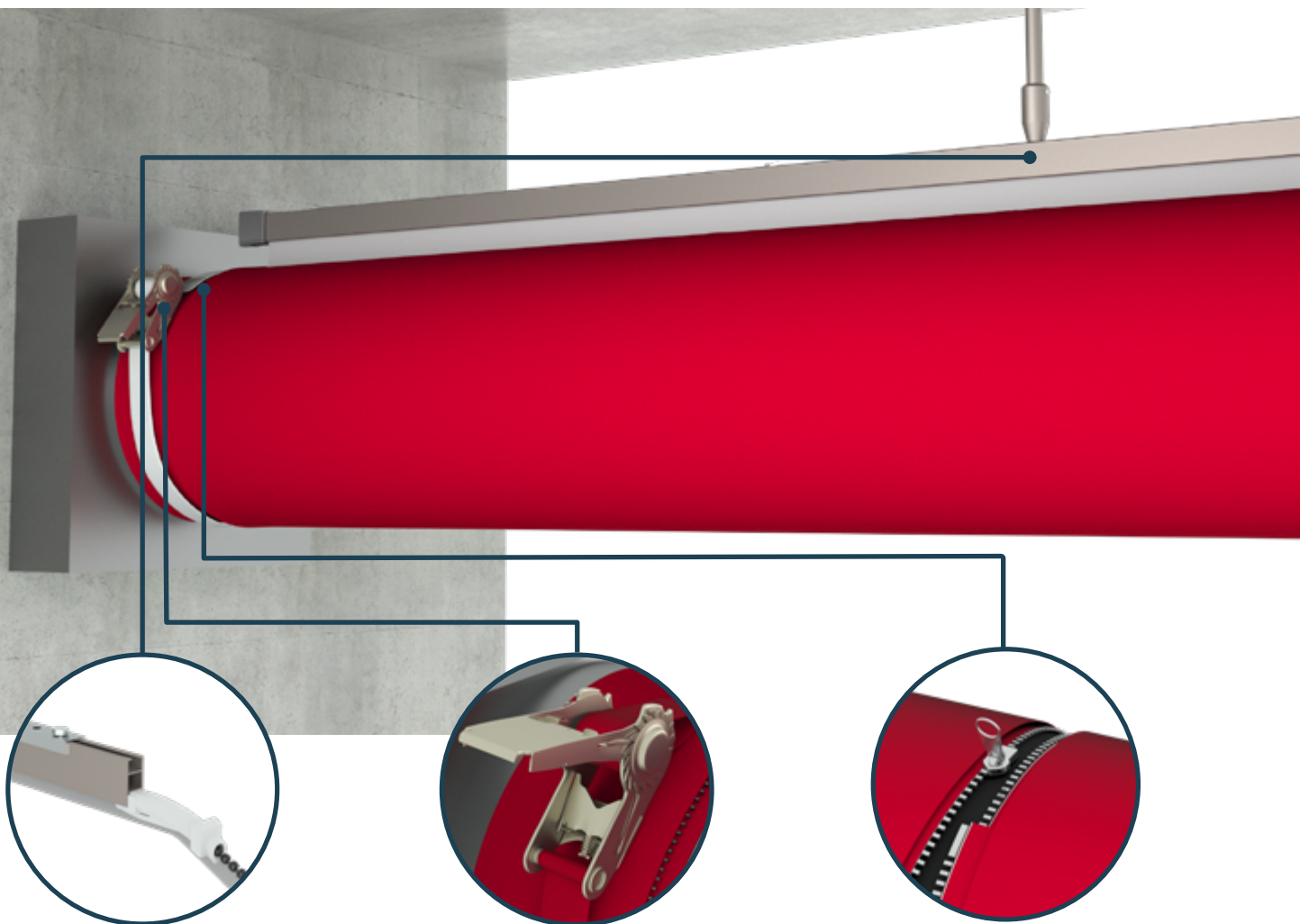


Animation

Click or Scan

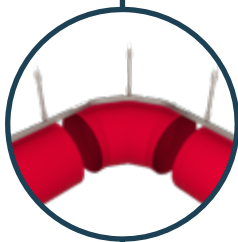
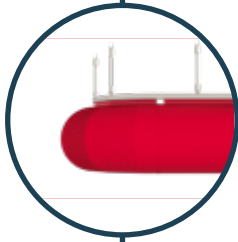
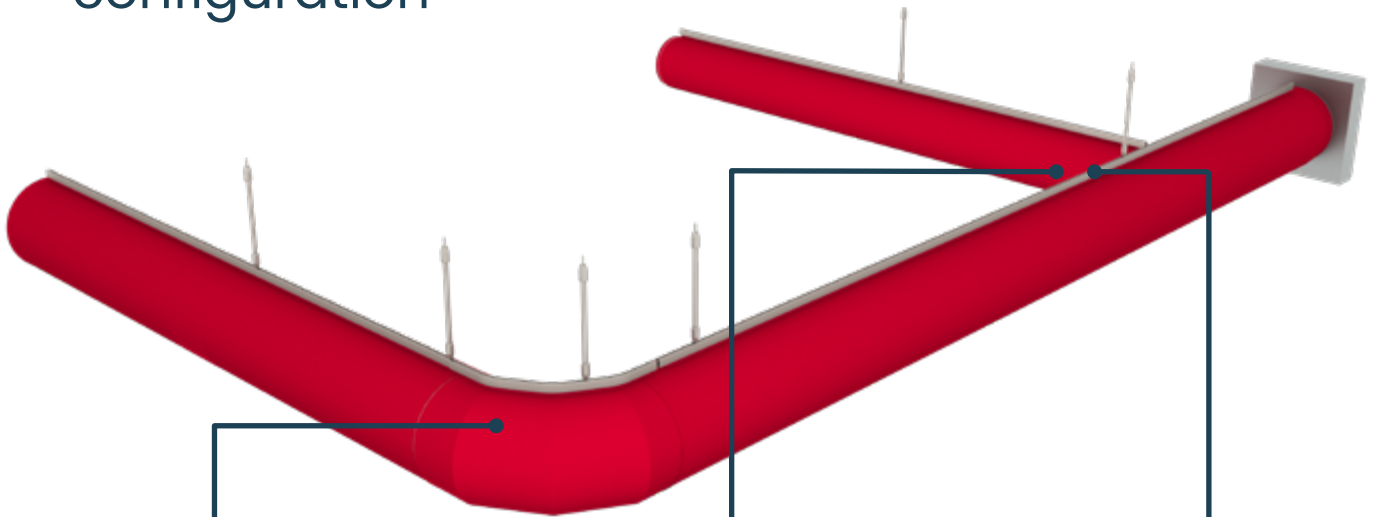


Drawings





The ducts hang by a keder type bulb edge. The H-rail, so named because it looks like a H in the cross section, is made out of anodized aluminum, making it an excellent choice for corrosive environments.

Example of duct system configuration






Elbows

We provide custom elbows in any degree and size.



Reductions

Concentric and eccentric reducers are available.



Branches

Concentric and eccentric branch take-offs are available.

H-RAIL for Type 07

When assembling an H-rail system the pieces of H-rail are joined together by using a metal connector that is fastened to each rail using set screws. The duct will have RapidSlider to slide into the H-rail at the appropriate locations for both single and double H-rail configurations. The rails are bent to the exact angle that is needed to suit the elbows in your FabricAir duct system.

